

# DALI to Relay Module

Model: KDS-H



Manual

# Product Introduction

- Features a built-in Omron relay for stable and reliable operation, suitable for controlling lighting fixtures;
- Features an integrated design that combines power supply and communication modules, making installation more convenient;
- Compact size, compatible with European, US, and Chinese standard junction boxes, offering flexible installation and suitability for a variety of scenarios;
- Easy to configure parameters such as DALI addresses, power-on status, and advanced DALI template settings via NFC programming;
- Addresses can be quickly assigned via a DALI master controller.

## Technical Specs


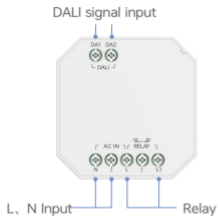
Model	KDS-H
Input Signal	DALI-2
Operating Voltage	100-240Vac , 50/60Hz $\mu$
Output Signal	Relay
Switching Voltage	100-240Vac
Maximum load current	8A
Maximum load power	Resistive load: 1200W@230Vac, 600W@110Vac Capacitive load: 600W@230Vac, 300W@110Vac
Relay surge current	70A@10ms
Working temperature	-25°C~50°C
Product size	L45×W45.5×H20.5(mm)
Product weight	30g
Standards	EN 61347-2-13:2014+A1:2017、EN 61347-1:2015+A1:2021、 EN 62493:2015/A1:2022、IEC62386-101、IEC62386-102、IEC62386-208



RoHS



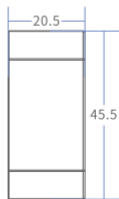
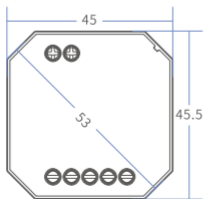
## Product Images



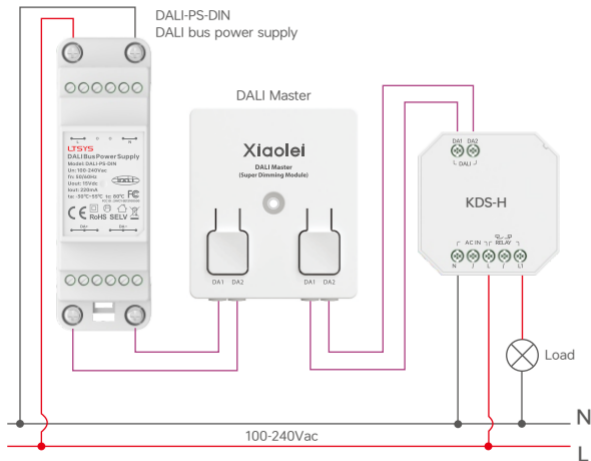
Hide this product inside a switch box  
\*Requires installation in a box with a depth of  $\geq 50\text{mm}$

## Product Size

Unit: mm



# Wiring Application



# Use the NFC Setup APP

Scan the QR code below with your mobile phone and install the APP as prompted.

(Due to performance requirements, the required phone model is Apple: iPhone8 or above, and the operating system iOS13 or above; Android: NFC enabled models).



Scan code download APP  
IOS/Android

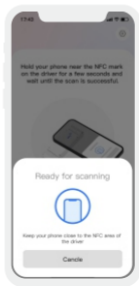


NFC identifier of the device

**When setting device parameters,  
Perform this operation only when  
the device is powered off.**

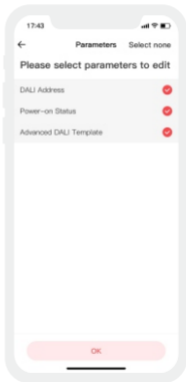
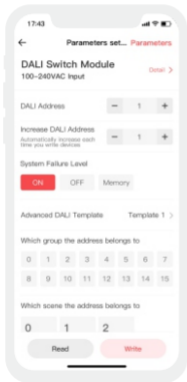
## 1. Read the device

Click "Start Scan" in the APP [home page], place the sensing area of the phone near the NFC identification point of the driver, and read the device parameters.



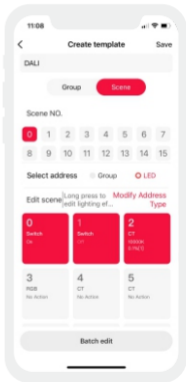
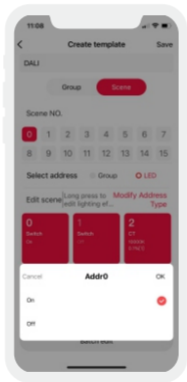
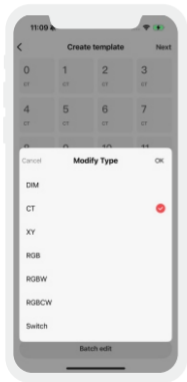
## 2. Edit parameters

Click "Parameters" to select and edit parameters such as DALI Address, Power-on Status, and Advanced DALI Template settings.



### 3. Advanced DALI template settings

Click the “Local DALI Advanced Template” option on the settings page, then click “Batch edit” and select the “Switch” type. This will allow you to control the device when calling the DALI advanced template.



# Attention

- Product installation and commissioning should be done by a qualified professional.
  - Our company products are and not lightningproof non-waterproof(special models excepted). Please avoid the sun and rain. When installed outdoors, please ensure they are mounted in a waterproof enclosure or in an area equipped with lightning protection devices.
  - Good heat dissipation will prolong the working life of products. Please ensure good ventilation.
  - Please check if the working voltage used complies with the parameter requirements of products.
  - The diameter of wire used must be able to load the light fixtures you connect and ensure the firm wiring.
  - Before you power on products, please make sure all the wiring is correct in case of incorrect connection that causes damage to light fixtures.
  - If a fault occurs, please do not attempt to fix products by yourself. If you have any question, please contact your suppliers.
- \* This manual is subject to changes without further notice. Product functions depend on the goods. Please feel free to contact our official distributors if you have any question.

# Warranty Agreement

- Warranty periods from the date of delivery: 5 years.
- Free repair or replacement services for quality problems are provided within warranty periods.

Warranty exclusions below:

Following conditions are not within the guarantee range of free repairing or replacement services:

- Beyond warranty periods.
- Any artificial damage caused by high voltage, overload, or improper operations.
- Products with severe physical damage.
- Damage caused by natural disasters and force majeure.
- Warranty labels and barcodes have been damaged.
- No any contract signed by our company.

1. Repair or replacement provided is the only remedy for customers. Our company is not liable for any incidental or consequential damage unless it is within the law.
2. Our company has the right to amend or adjust the terms of this warranty, and release in written form shall prevail.

# DALI通断器

型号: KDS-H



使用说明书

# 产品介绍

- 内置欧姆龙继电器，稳定可靠，可用做开关控制灯具设备；
- 采用一体化设计，集成供电与通信模块，施工更方便；
- 体积小巧，可适配欧规、美规和国标底盒，安装灵活，适配多种场景。
- 通过NFC编程可轻松设置DALI地址、通电状态和DALI高级模板设置等参数，操作简单；
- 可通过DALI主控快速分配地址。

# 技术参数

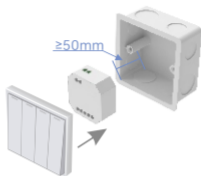
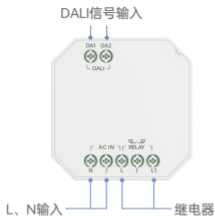
产品型号	KDS-H
输入信号	DALI-2
工作电压	100-240Vac , 50/60Hz $\mu$
输出方式	继电器
开关电压	100-240Vac
最大负载电流	8A
最大负载功率	阻性负载: 1200W@230Vac, 600W@110Vac 容性负载: 600W@230Vac, 300W@110Vac
继电器抗浪涌电流	70A@10ms
工作温度	-25°C~50°C
产品尺寸	L45×W45.5×H20.5(mm)
产品重量	30g
执行标准	EN 61347-2-13:2014+A1:2017、EN 61347-1:2015+A1:2021、 EN 62493:2015/A1:2022、IEC62386-101、IEC62386-102、IEC62386-208



RoHS



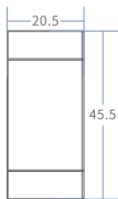
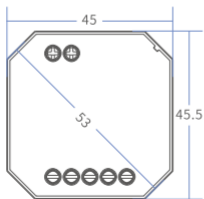
## 产品图示



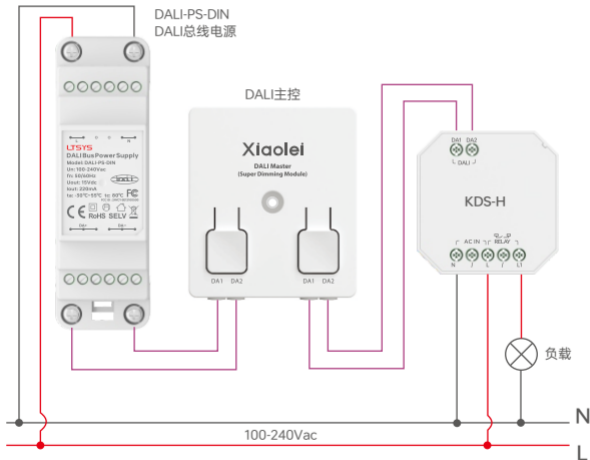
将本产品隐藏于开关暗盒内  
\*需使用深度 $\geq 50\text{mm}$ 的暗盒安装

## 产品尺寸

单位: mm



# 接线应用



# 搭配NFC Setup APP使用

通过手机扫描下方二维码，按提示完成APP安装。(因性能需求，要求手机型号苹果：iPhone8及以上、且操作系统iOS13及以上；安卓：具备NFC功能机型)



扫码下载APP  
IOS/Android



设备NFC感应区

**\*设置设备参数时，  
必须在设备断电情况下进行操作。**

## 1.读取设备

在APP【首页】点击“开始扫描”将手机感应区域靠近驱动器NFC感应区，读取设备参数。



## 2. 编辑参数

点击“参数管理”可选择编辑DALI地址、通电状态以及DALI高级模板设置等参数。



### 3. DALI高级模板设置

点击设置页的“手机本地的DALI高级模板”选项后点击“批量编辑”并选择“开关”类型，即可在调用DALI高级模板时控制到设备。



## 注意事项

- 请由具有专业资格的人员进行调试安装；
- 我司产品（专有型号除外）不能防水防雷，需避免日晒雨淋，如安装在户外，请用防水箱和防雷装置；
- 良好的散热条件会延长产品的使用寿命，请把产品安装在通风良好的环境；
- 请检查使用的工作电压是否符合产品的参数要求；
- 使用的电线直径大小必须能足够负载连接的LED灯具，并确保接线牢固；
- 通电调试前，应确保所有接线正确，以避免因接线错误而导致灯具损坏；
- 如果发生故障，请勿私自维修；如有疑问，请联系供应商。

\* 本说明书的内容如有变更,恕不另行通知。若内容与您使用的功能有所不同,则以实物为准。  
如有疑问,欢迎向我司授权的经销商咨询。

# 保修条例

- 自出厂之日起保修服务期为5年。
- 在保修服务期内出现产品质量问题我司将给予免费修理或更换服务。

非保修条例：

属下列情况不在免费保修或更换服务范围之内：

- 已经超出保修期限的；
- 过高电压、超负载、操作不当等人为造成的损坏；
- 产品外形严重损坏或变形；
- 自然灾害以及人力不可抗拒原因造成的损坏；
- 产品保修标签和产品唯一条形码损坏；
- 无我司签订的合同或发票凭证。

1. 修理或更换是我司对客户的最唯一补救措施。我司不承担任何附带引起的损害赔偿，除非在适用法律范围之内。
2. 我司享有修正或调整本保修条款的权利，并以书面形式发布为准。